




ROACA summary


2017-18

Overview of the Australian aged care system

1



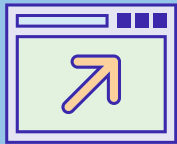
1.3 million consumers of aged care



\$18.1 billion in Australian Government expenditure

Informed access to aged care

2



3.5 million visits to the My Aged Care website and **1.4 million calls answered**



14 RAS organisations and **80** ACATs delivered assessment services

Home support

3



1,456 funded CHSP organisations



783,043 CHSP clients across 2017-18

Home care

4



873 operational home care providers



91,847 home care consumers at 30 June

Respite care

5



556 funded CHSP organisations and **2,522** residential aged care homes delivered respite care



46,098 CHSP respite clients and **61,993** residential respite clients across 2017-18

Source: 2017-18 Report on the Operation of the Aged Care Act 1997



ROACA summary

2017-18

Residential care

6



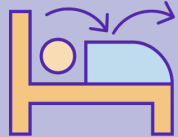
886 operational residential aged care providers



180,923 permanent residents at 30 June

Flexible care

7



9,073 operational flexible care places across five programs



25,113 people received transition care and **1,638** received short term restorative care

Support for people with special needs

8



Over \$6.8 million in hardship supplements

Aged care workforce and sector support

9



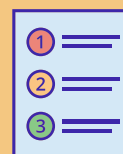
Over 366,000 in the aged care workforce of which **240,000** are in direct care roles

Quality and regulation

10



167 applications to provide aged care were approved



26 Notices of Decision to Impose Sanctions were issued