



Services and places in aged care

How is aged care provided?

Australia's aged care system had almost 216,000 government-subsidised places in residential aged care and flexible care programs on 30 June 2018. This included transition care and short-term restorative care, as well as other flexible programs like multi-purpose services (Table 1).

Program	Places
Residential care	207,142
Transition care and short-term restorative care	4,535
Other flexible care	4,538

Table 1: Places in aged care, Australia, 30 June 2018

Community-based programs—home care and home support—provide services directly to people and the concept of a 'place' does not apply here.

How are places allocated?

Government-funded places are allocated to regions depending on how many people there are in the target population (people aged 70 and over), and the care needs of people in the region.

The highest provision of mainstream residential care places compared to the target population is found in South Australia (80 places per 1,000 people in the target population) (Figure 1).

The Northern Territory has the lowest ratio for mainstream residential care places (46 places per 1,000 people in the target population) (Figure 1). However, the Northern Territory also has a large number of flexible care places relative to the target population. The National Aboriginal and Torres Strait Islander Flexible Aged Care Program provides 31 places per 1,000 people in the target population in the Northern Territory.

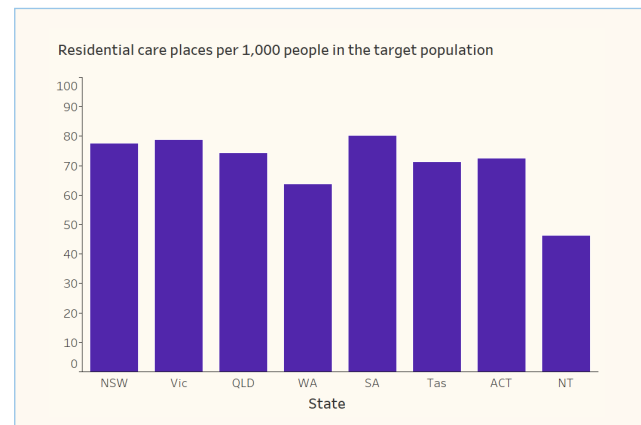


Figure 1: Places in mainstream residential care per 1,000 people in the target population, by state, 30 June 2018

Where are aged care services located?

Almost 2 in 3 (62%) of Australia's residential aged care facilities are located in *Major cities*. The proportion is similar for transition care and short-term restorative care services (53% and 64%). Other flexible programs offer relatively few services in urban areas—no multi-purpose services and only 11% of services in the National Aboriginal and Torres Strait Islander Flexible Aged Care Program are located in *Major cities*.

Who manages aged care services?

Not-for-profit organisations manage almost 3 in 5 (58%) residential aged care services in Australia, followed by private (34%) and government organisations (9%).

These proportions vary depending on where the facility is located. In *Major cities*, 53% of residential aged care services are run by not-for profit organisations (45% are privately-run). These proportions decrease with remoteness, while government-run services increase to the point that they account for a quarter of residential aged care services in *Outer regional* and *Remote & Very remote* regions (25% and 23%) (Figure 2).

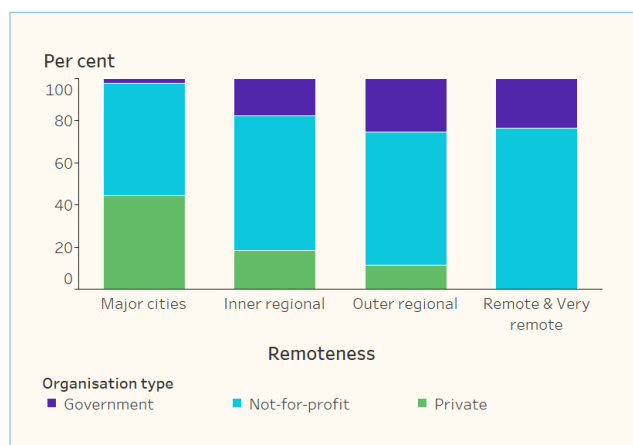


Figure 2: Residential aged care services by location and organisation type, 30 June 2018

What size are aged care services?

Privately-run residential care places are more likely to be delivered in larger services. Places managed by not-for-profit and government organisations are more likely to be in smaller services (Figure 3).

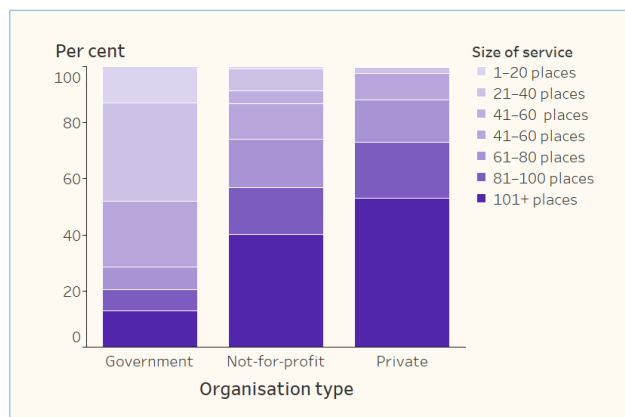


Figure 3: Places in residential aged care by organisation type and service size, 30 June 2018

More than half (53%) of the places managed by private organisations were delivered in services with more than 100 places, compared with 40% of places managed by not-for-profit organisations and 13% of places managed by government organisations (Figure 3).

Where can I find out more?

Report on the operation of the Aged Care Act 1997:

Department of Health 2018. 2017–18 Report on the operation of the *Aged Care Act 1997*. Accessed 14 March 2019. Available at: <<https://www.gen-agedcaredata.gov.au/Resources/Reports-and-publications/2018/November/2017%E2%80%9318-Report-on-the-Operation-of-the-Aged-Care-A>>

© Australian Institute of Health and Welfare 2019



This product, excluding the AIHW and GEN logos, Commonwealth Coat of Arms and any material owned by a third party or protected by a trademark, has been released under a Creative Commons BY 3.0 (CC BY 3.0) licence

(<<http://creativecommons.org/licenses/by/3.0/au/>>).

You may distribute, remix and build upon this work. However, you must attribute the AIHW as the copyright holder of the work in compliance with our attribution policy available at <www.aihw.gov.au/copyright/>. The full terms and conditions of this licence are available at <<http://creativecommons.org/licenses/by/3.0/au/>>.

Suggested citation

Australian Institute of Health and Welfare 2018. GEN fact sheet 2017–18: Services and places in aged care. Canberra: AIHW.

ISBN 978-1-76054-309-9

Any enquiries about copyright and/or this fact sheet should be directed to the Australian Institute of Health and Welfare, GPO Box 570, Canberra ACT 2601, Tel: (02) 6244 1000, Email: <info@aihw.gov.au>

Information and
data on aged care
in Australia

GEN-agedcaredata.gov.au

Contact

GPO Box 570, Canberra, ACT 2601
(02) 6244 1000 | GEN@aihw.gov.au

