



# People using aged care

Australia’s aged care system offers a variety of services to cater to people as they age. This fact sheet presents highlights from the GEN topic People using aged care.

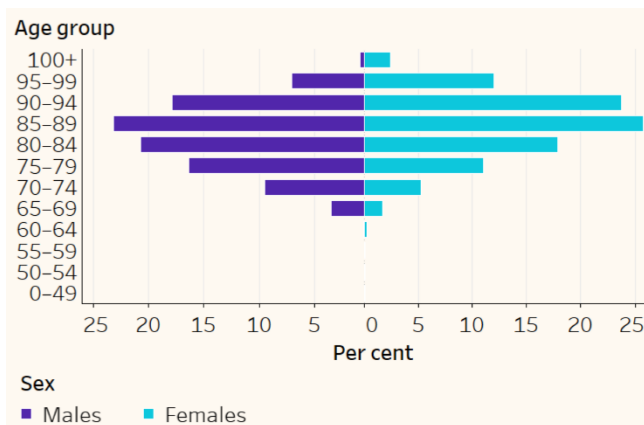
At 30 June 2025 (or during the 2024–25 financial year for home support), about 839,000 people were using home support, 293,000 people were using home care, 204,000 people were using residential care (permanent or respite), and 5,700 people were using transition care or short-term restorative care.

## Aged care use by sex and age

At 30 June 2025 (or during the 2024–25 financial year for home support):

- around 2 in 3 people using aged care were women
- almost 3 in 5 (59%) people using permanent residential care were aged 85 and over, compared with 29% of people using home support and 41% of people using home care
- almost 2 in 3 (64%) women living in permanent residential care were aged 85 years and over, compared with 49% of men; the age profiles of people using home support and home care were similar between the sexes
- there were more men than women in residential care in younger age groups (54% of people aged under 65 in permanent residential care were men), despite more women using aged care services overall.

**Figure 1: People living in permanent residential aged care by sex and age group, 30 June 2025**



## Aged care use for Aboriginal and Torres Strait Islander Australians

Aboriginal and Torres Strait Islander (First Nations) people face additional health and social disadvantages, resulting in a lower life expectancy. As such, First Nations people are eligible to access aged care services at an earlier age than non-Indigenous Australians.

The National Aboriginal and Torres Strait Islander Flexible Aged Care Program provides culturally appropriate care for First Nations people in certain locations that are close to their communities, typically in rural and remote areas.

At 30 June 2025 (or during the 2024–25 financial year for home support):

- First Nations people represented 2.7% of people using the mainstream aged care (home support, home care, residential care, transition care and short-term restorative care)
- 35% of First Nations people using home support were aged under 65; this proportion was 26% for home care and 9.4% for permanent residential care.

## Aged care use for people from culturally and linguistically diverse backgrounds

Australia's older population is culturally and linguistically diverse (CALD). The situations and needs of CALD Australians vary due to their diverse backgrounds. However, many often face barriers in accessing and engaging with services that appropriately support their wellbeing.

At 30 June 2025 (or during the 2024–25 financial year for home support):

- most people using the mainstream aged care (home support, home care, residential care, transition care and short-term restorative care) were born in Australia or other main-English-speaking countries; the proportion of people born in non-English-speaking countries was higher for home care (31%), short-term restorative care (30%) and respite residential care (25%)
- people using the mainstream aged care also spoke a range of languages – home care had the largest proportion of people with a preferred language other than English (18%), followed by respite residential care and short-term restorative care (both 11%).

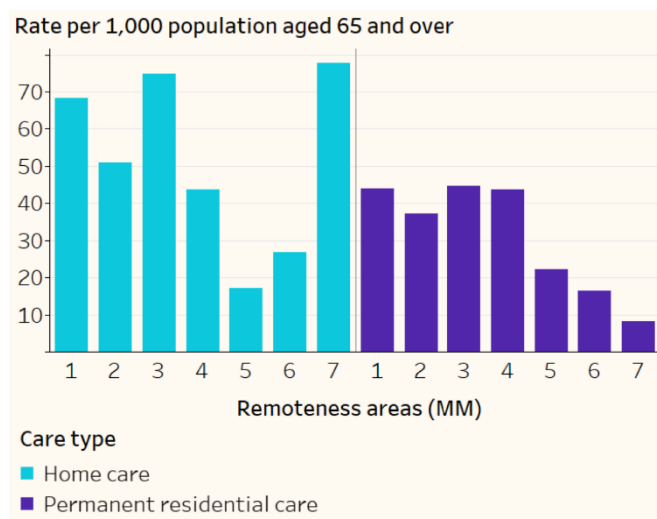
## Aged care use by remoteness

The proportion of older Australians (people aged 65 and over) using aged care varies across remoteness regions depending on types of aged care services available.

At 30 June 2025:

- home care usage per capita among people aged 65 and over was highest for services in *Very remote communities* (MM 7; 78 per 1,000 population aged 65 and over) and lowest in *Small rural towns* (MM 5; 17 per 1,000). Note: people using home care can live some distance away from the physical location of the service
- usage of permanent residential aged care per 1,000 population aged 65 and over was highest in *Large rural towns* (MM 3) at 45 per 1,000, and lowest in *Very remote communities* (MM 7; 8.2 per 1,000).

**Figure 2: Rate of older Australians using home care and permanent residential care by remoteness areas, 30 June 2025**



Notes:

- Remoteness areas are based on physical location of the service, facility or outlet. They are calculated based on Modified Monash Model (MMM), which measures remoteness and population size on a scale of Modified Monash (MM) category MM 1 to MM 7.
- The population for people aged 65 and over as at 30 June 2025 (calculated using the GEN population projections, 2017 (base) to 2032) has been used to align with the aged care target population.

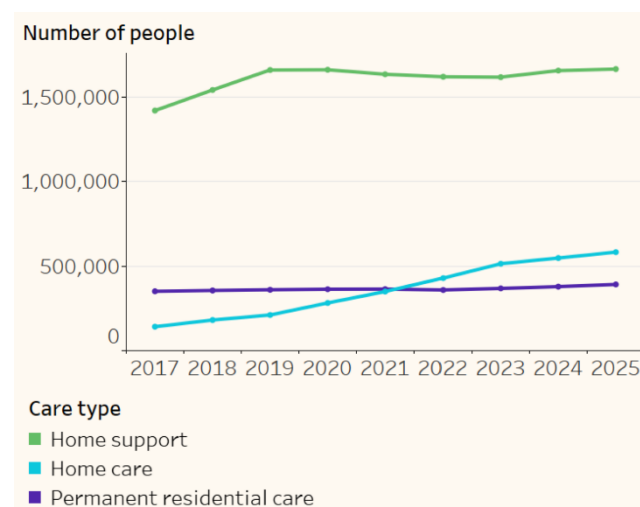
## Aged care use over time

Between 2016–17 and 2024–25, the number of people using home support increased by 16% (from 723,000 to 839,000), while, the per capita usage for people aged 65 and over decreased by 6.2% (from 184 to 172 per 1,000).

Between 30 June 2017 and 2025:

- the number of people using home care increased from 71,900 to 293,000 (a 307% increase), and the per capita usage for people aged 65 and over more than tripled (from 18 to 61 per 1,000)
- the number of people using permanent residential care increased by 9.9% (from 179,000 to 196,000); however, the per capita usage for people aged 65 and over decreased by 10% (from 46 to 41 per 1,000).

**Figure 3: People using aged care by care type, 30 June 2017–2025 (or between 2016–17 and 2024–25 for home support)**



## Where can I find out more?

### GEN Topic: People using aged care

[www.gen-agedcaredata.gov.au/Topics/People-using-aged-care](http://www.gen-agedcaredata.gov.au/Topics/People-using-aged-care)

### Report on the Operation of the Aged Care Act 1997

[www.gen-agedcaredata.gov.au/resources/publications/2025/november/2024-25-report-on-the-operation-of-the-aged-care-act-1997](http://www.gen-agedcaredata.gov.au/resources/publications/2025/november/2024-25-report-on-the-operation-of-the-aged-care-act-1997)

© The Australian Institute of Health and Welfare 2026



All material presented in this document is provided under a Creative Commons Attribution 4.0 International licence, with the exception of the Commonwealth Coat of Arms (the terms of use for the Coat of Arms are available at <https://www.pmc.gov.au/government/commonwealth-coat-arms>) or any material owned by third parties, including for example, design, layout or images obtained under licence from third parties and signatures. All reasonable efforts have been made to identify and label material owned by third parties.

The details of the relevant licence conditions are available on the Creative Commons website (available at <https://creativecommons.org>), as is the full legal code for the CC BY 4.0 license.

### Suggested citation

Australian Institute of Health and Welfare (2026) *GEN fact sheet 2024–25: People using aged care*, AIHW, Australian Government.

Any enquiries about or comments on this publication should be directed to: Australian Institute of Health and Welfare, GPO Box 570, Canberra ACT 2601

Tel: (02) 6244 1000 | Email: [GEN@aihw.gov.au](mailto:GEN@aihw.gov.au)