



Admissions into aged care

Each year many older Australians enter or re-enter aged care or change the type of care they are receiving. This fact sheet presents highlights from the GEN topic Admissions into aged care.

Aged care admissions refer to the number of *entries* into an aged care service over a specified period, rather than the unique count of *people*. People are counted as a separate 'admission' to aged care every time they start using a service (for example, a person entering respite residential care 3 times during a financial year will be counted as 3 admissions). A person's first admission to a care type is counted only once, although they will have multiple first admissions should they use a range of care types. Data in this fact sheet relate to admissions to home care, residential care, transition care and short-term restorative care.

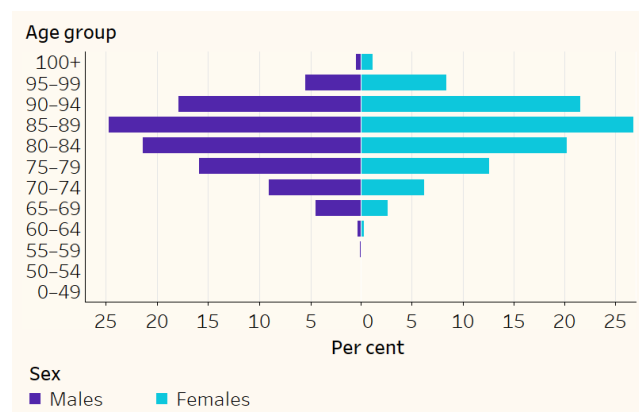
In 2023–24, there were 299,000 admissions to aged care services in Australia, including 102,000 to home care, 75,600 to permanent residential care, 98,000 to respite residential care, 14,400 to transition care and 9,100 to short-term restorative care.

Admissions by sex and age

Generally, there are more admissions to aged care for women than men across all care types. In 2023–24, around three fifths (60%) of total admissions to aged care were for women.

Although most aged care admissions are for older Australians (people aged 65 and over), admissions for younger people also occur. In 2023–24, around 2,400 admissions to aged care were for people aged under 65 (representing less than 1% of total admissions). Meanwhile, 54% of permanent and respite residential care admissions were people aged 85 and over, compared with 35% of home care admissions.

Figure 1: Admissions into permanent residential care by sex and age group, 2023–24



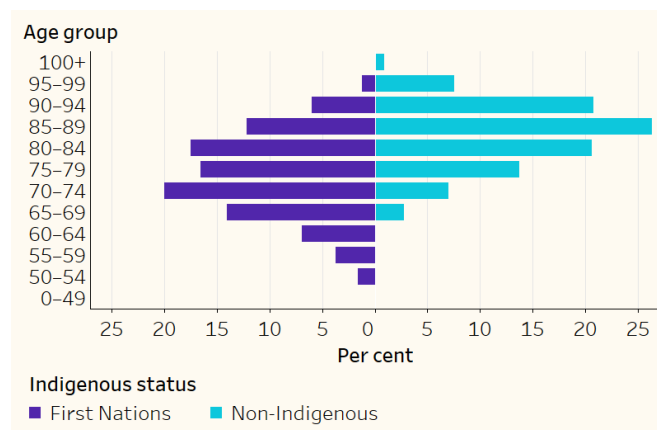
Admissions for Aboriginal and Torres Strait Islander Australians

Aboriginal and Torres Strait Islander (First Nations) people are eligible to receive aged care at an earlier age than non-Indigenous Australians.

In 2023–24:

- First Nations people accounted for 1.8% of total admissions to aged care services
- admissions to aged care for First Nations people more commonly occurred at younger ages than non-Indigenous Australians – 12% of admissions to permanent residential care were for First Nations people aged under 65, compared with 0.2% for non-Indigenous Australians.

Figure 2: Admissions into permanent residential care by Indigenous status and age group, 2023–24



Admissions for people from and linguistically diverse backgrounds

Many older Australians aged 65 and over were born overseas, speak a variety of languages, may not speak English fluently or have diverse religious or cultural practices. These characteristics can influence how people access and engage with aged care services and the support they require.

In 2023–24:

- people born in non-English-speaking countries accounted for 28% of home care admissions and 19% of permanent residential care admissions
- people who preferred to speak a language other than English accounted for 15% of home care admissions and 8.2% of permanent residential care admissions.

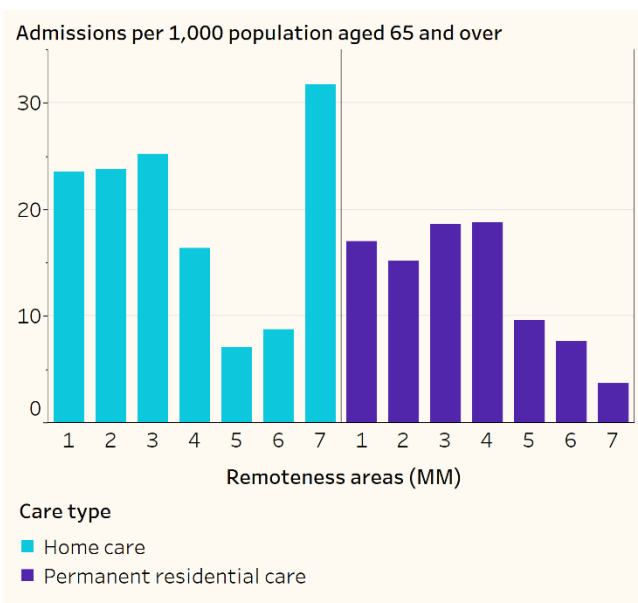
Admissions by remoteness

The proportion of admissions to aged care services for older Australians (people aged 65 and over) varies across remoteness areas. The location of services means that people living in remote areas may need to move to more populated areas to access higher-level aged care services.

In 2023–24:

- home care services in *Very remote communities* (MM 7) had the highest rate of admissions among older people (32 admissions per 1,000 population aged 65 and over).
Note: people using home care can live some distance away from the physical location of the service
- the rate of admissions among people aged 65 and over to permanent residential care were higher in more densely populated areas (MM 1–4) and lower in *Small rural towns*, *Remote* and *Very remote communities* (MM 5–7).

Figure 3: Rate of admissions for home care and permanent residential care among older Australians by remoteness areas, 2023–24



Notes:

- Remoteness areas are based on physical location of the service, facility or outlet. They are calculated based on Modified Monash Model (MMM), which measures remoteness and population size on a scale of Modified Monash (MM) category MM 1 to MM 7.
- The population for people aged 65 and over as at 30 June 2024 (calculated using the GEN population projections, 2017 (base) to 2032) has been used to align with the aged care target population.

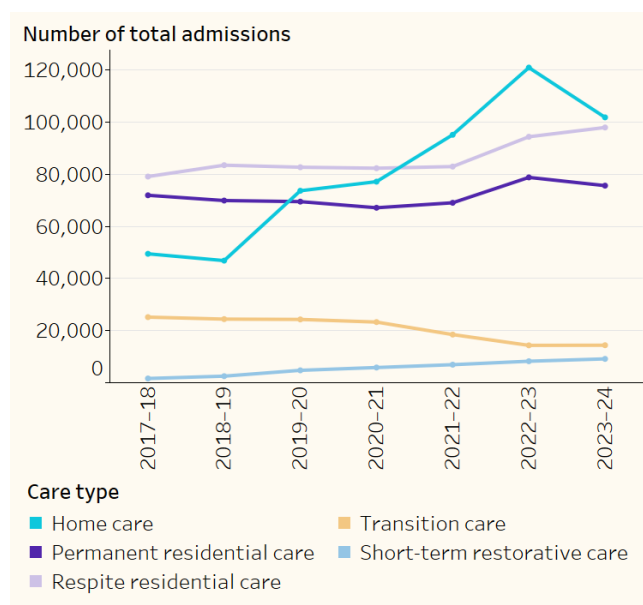
Admissions over time

More people in Australia are entering aged care services than in previous years, which partly reflects the growing population of older Australians.

Between 2017–18 and 2023–24:

- the overall number of aged care admissions increased by 32% (from 227,000 to 299,000)
- the number of admissions to home care more than doubled (from 49,500 to 102,000)
- the number of admissions to residential care increased – a 5.1% increase for permanent residential care and a 24% increase for respite residential care.

Figure 4: Aged care admissions by care type, 2017–18 to 2023–24




Where can I find out more?

GEN Topic: Admissions into aged care

<https://www.gen-agedcaredata.gov.au/Topics/Admissions-into-aged-care>

© The Australian Institute of Health and Welfare 2025



All material presented in this document is provided under a Creative Commons Attribution 4.0 International licence, with the exception of the Commonwealth Coat of Arms (the terms of use for the Coat of Arms are available at <https://www.pmc.gov.au/government/commonwealth-coat-arms>) or any material owned by third parties, including for example, design, layout or images obtained under licence from third parties and signatures. All reasonable efforts have been made to identify and label material owned by third parties.

The details of the relevant licence conditions are available on the Creative Commons website (available at <https://creativecommons.org>), as is the full legal code for the CC BY 4.0 license.

Suggested citation

Australian Institute of Health and Welfare (2025) *GEN fact sheet 2023–24: Admissions to aged care*, AIHW, Australian Government.

Any enquiries about or comments on this publication should be directed to: Australian Institute of Health and Welfare, GPO Box 570, Canberra ACT 2601
Tel: (02) 6244 1000 | Email: GEN@aihw.gov.au

GEN-agedcaredata.gov.au