



Admissions into aged care

How do people start using aged care services?

When people want to enter government-funded aged care services, their care needs are first assessed. If appropriate, the assessment results in recommendation and approval for certain types of care.

In 2015-16 the average time between approval and entry into aged care services across Australia was longer for residential care (84 days) than for home care (73 days) (Figure 1).

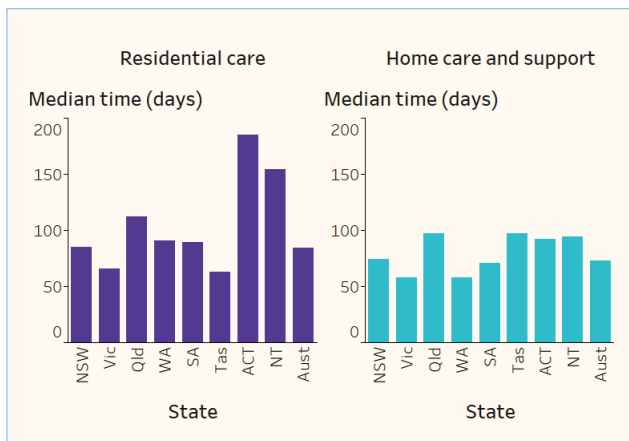


Figure 1: Median time between approval and entry into aged care services, 2015-16

The Australian Capital Territory had the longest median time between approval and entry into residential care (185 days). Queensland and Tasmania had the longest median times for home care (both 97 days).

What types of care did people enter?

In 2015-16, there were 214,000 admissions into aged care across Australia. Approximately 1 in 3 of these admissions was to permanent residential care and a further 1 in 3 to respite residential care (Figure 2).

The number of admissions into aged care services has increased over recent years (Figure 2). The biggest year-on-year increase occurred in between 2014-15 and 2015-16 (Figure 2). Home care admissions have seen the greatest increase, going from 23,000 in 2008-09 to 44,000 in 2015-16 (Figure 2).

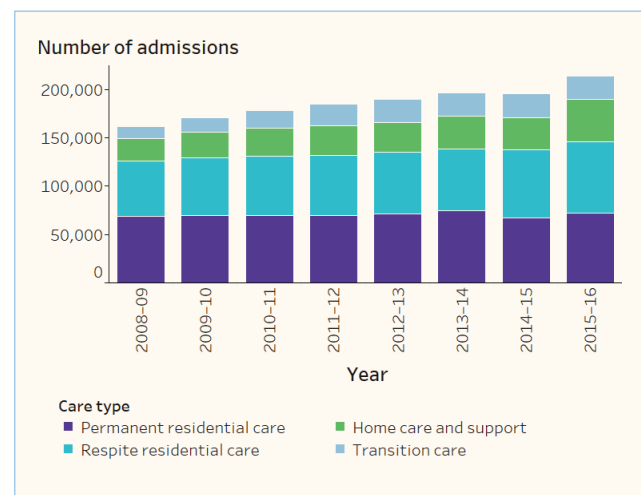


Figure 2: Admissions into aged care, 2008-09 to 2015-16

What proportion of the population entered aged care services?

The target population for admissions to aged care services is considered to be all people aged 65 and over, and Indigenous people aged 50–64.

Across Australia in 2015–16, there were 19 admissions into each type of residential care (respite and permanent) per 1,000 of the target population. The national rate of admission for home care was 12 people per 1,000, and for transition care 6 per 1,000. In 2015–16, the Australian Capital Territory had the highest rate of entries into permanent residential aged care (23 per 1,000 people in the target population). The Northern Territory had the highest rate of admissions into home care (21 per 1,000) (Figure 3).

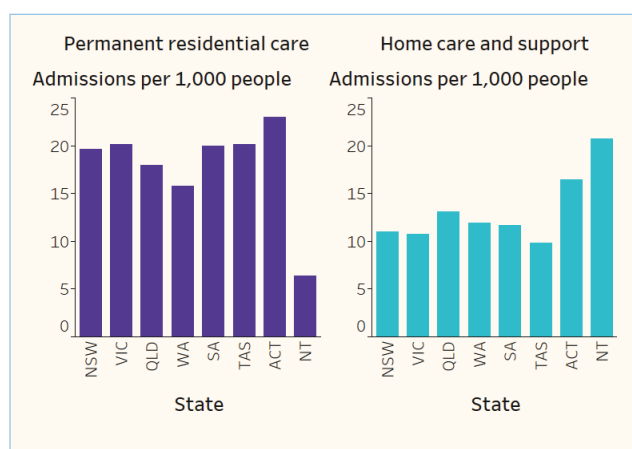


Figure 3: Admissions into aged care services per 1,000 people aged 70 and over

© Australian Institute of Health and Welfare 2016

This product, excluding the AIHW logo, Commonwealth Coat of Arms and any material owned by a third party or protected by a trademark, has been released under a Creative Commons BY 3.0 (CC BY 3.0) licence (<http://creativecommons.org/licenses/by/3.0/au/>).

You may distribute, remix and build upon this work. However, you must attribute the AIHW as the copyright holder of the work in compliance with our attribution policy available at www.aihw.gov.au/copyright/. The full terms and conditions of this licence are available at <http://creativecommons.org/licenses/by/3.0/au/>.

At what age are people admitted to aged care services?

Women made up 60% of admissions into aged care services in 2015–16. They tend to enter aged care services later in life than men. As such, larger proportion of men admitted to aged care services were in younger age groups compared with women (Figure 4).

The most common age at admission was 85–89 for both males and females, followed by ages 80–84.

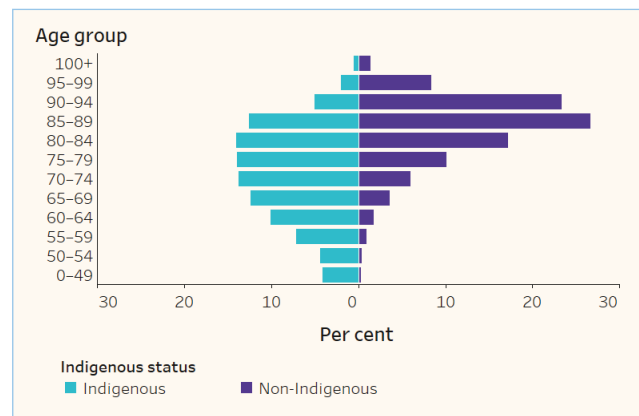


Figure 4: Age and sex of people who were admitted to aged care services, 2015–16

Where can I find out more?

Report on Government services:

Steering Committee for the Review of Government Service Provision 2017. Report on Government Services 2017: Volume F, Chapter 14, Aged Care Services Report and Attachment Tables. Accessed 26 July 2017. Available at: <http://www.pc.gov.au/research/ongoing/report-on-government-services/2017/community-services>

Suggested citation

Australian Institute of Health and Welfare 2017. GEN fact sheet: Aged care admissions in Australia. Aged care series no. XX. Cat. no. YYY. Canberra: AIHW. ISBN 978-1-74249-726-6 (PDF) 978-1-74249-734-1 (Print) ISSN 1833-0991

Any enquiries about copyright and/or this fact sheet should be directed to the Head of the Digital and Media Communications Unit, Australian Institute of Health and Welfare, GPO Box 570, Canberra ACT 2601, Tel: (02) 6244 1000, Email: info@aihw.gov.au

Information and data on aged care in Australia

GEN-agedcaredata.gov.au

Contact

GPO Box 570, Canberra, ACT 2601
(02) 6244 1000 | GEN@aihw.gov.au

