



People's care needs in aged care

Australia's aged care system offers a variety of services to support older people as their care needs change. This fact sheet presents highlights from the GEN topic People's care needs in aged care, specifically focusing on people in permanent residential aged care with a current Australian National Aged Care Classification (AN-ACC) assessment.

Permanent residential care provides up to 24-hour care for people who need ongoing assistance with everyday tasks and health care, and who are no longer able to live independently.

Overview of residential care needs

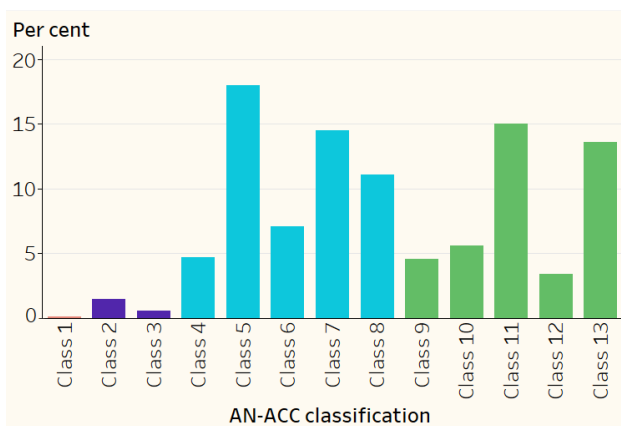
In 2022, the Australian National Aged Care Classification (AN-ACC) funding model replaced the Aged Care Funding Instrument (ACFI) as the tool used to assess the care needs of people entering aged care. The tool considers a residents' physical ability, cognitive ability, behaviour and mental health.

During assessment, the person is classified into one of 13 classes. Each class consists of residents with similar care needs and represents the cost of staff time to deliver them care.

Of the 196,200 residents in permanent residential care with a current AN-ACC assessment at 30 June 2025:

- 0.1% were admitted for *palliative care* (Class 1)
- 2.1% were assessed as having '*Independent mobility*' (Classes 2 and 3)
- 55% were assessed as having '*Assisted mobility*' (Classes 4–8)
- 42% were assessed as being '*Not mobile*' (Classes 9–13).

Figure 1: People living in permanent residential care with a current AN-ACC assessment by classification, 30 June 2025



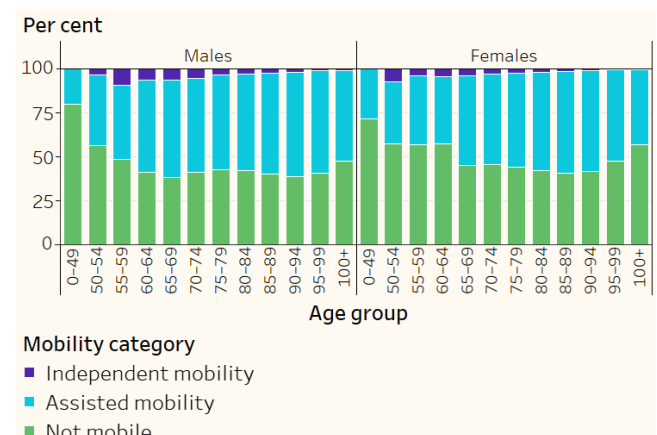
Residential care needs by sex and age

Men and women have different life experiences that contribute to their different care needs when living in permanent residential care. Also, people in different age groups have different care needs.

At 30 June 2025:

- a slightly higher proportion of men were in the *independent mobility* category compared with women (3.0% and 1.6%, respectively)
- a slightly higher proportion of women were in the *not mobile* category compared with men (43% and 41%, respectively)
- the age groups with the largest proportion of people in the *independent mobility* category was aged 55–59 for men (9.2%) and 50–54 for women (7.1%), and the proportion of people in this category decreased with increasing age (from 7.0% of people aged 55–59 to 0.4% of people aged 100 and over)
- the age groups with the largest proportion of people in the *assisted mobility* category was 90–94 for men (59%) and 85–89 for women (58%) and people aged 0–49 had the lowest (24%; 20% for men and 29% for women)
- the proportion of people in the *not mobile* category was highest among people aged 0–49 (76%; 80% for men and 71% for women). This may include younger people with disability living in residential aged care.

Figure 2: People living in permanent residential care by mobility category, sex and age group, 30 June 2025



Residential care needs for Aboriginal and Torres Strait Islander people

The proportions of Aboriginal and Torres Strait Islander (First Nations) people and non-Indigenous Australians in permanent residential care were similar in 3 mobility categories.

At 30 June 2025:

- 3.0% of First Nations people were in the *independent mobility* category compared with 2.0% of non-Indigenous Australians
- Around 56% of First Nations people and non-Indigenous Australians were in the *assisted mobility* category, respectively.

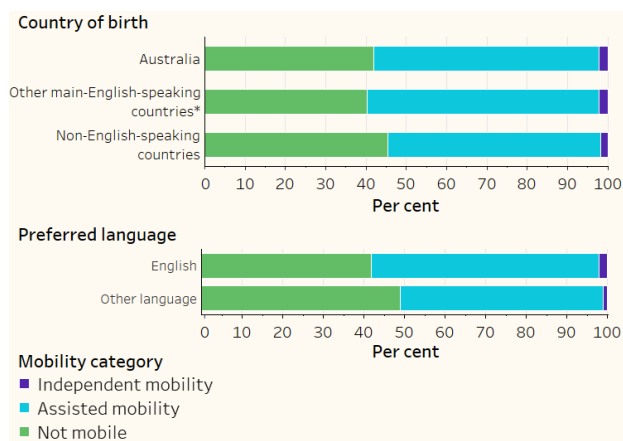
Residential care needs for people from culturally and linguistically diverse backgrounds

Australia's older population is culturally and linguistically diverse (CALD). The situations and needs of CALD Australians vary due to their diverse backgrounds.

At 30 June 2025:

- the proportion of people born in non-English-speaking countries in the *not mobile* category was higher than people born in Australia and people born in other main-English-speaking counties (45% compared with 42% and 40%)
- the proportion of people who preferred to speak a language other than English in the *not mobile* category was higher than people who preferred to speak English (49% compared with 42%).

Figure 3: People living in permanent residential care by mobility category and country of birth/preferred language, 30 June 2025



*'Other main-English-speaking countries' have been defined as New Zealand, the UK, Ireland, Canada, the USA and South Africa.

Residential care needs over time

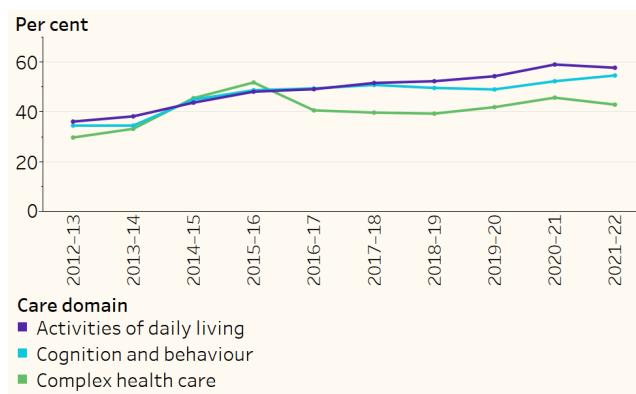
This section is based on the ACFI to 30 June 2022 as there is insufficient new data to report on trends based on the AN-ACC. For more information on the ACFI, see the [Care needs rating in permanent residential care \(ACFI\)](#) box in GEN topic People's care needs in aged care.

The AN-ACC funding model replaced the ACFI in 2022. The ACFI was the tool used to assess the care needs of people entering and living in permanent residential care between 2008 and 2022. The ACFI provided basic information on a person's care needs on a scale of *high*, *medium*, *low* and *nil* across 3 care domains:

- activities of daily living (for example, nutrition, mobility and personal hygiene)
- cognition and behaviour (for example, cognitive deficits, wandering and depression)
- complex health care (for example, requiring assistance with administering medications).

Between 2012–13 and 2021–22, the proportion of people assessed as having *high* care needs when they first entered permanent residential care increased over time.

Figure 4: People living in permanent residential care with high care need rating by care domain, 2012–13 to 2021–22



Where can I find out more?


GEN topic: People's care needs in aged care

www.gen-agedcaredata.gov.au/topics/people-s-care-needs-in-aged-care

Australian National Aged Care Classification (AN-ACC) funding model

www.health.gov.au/our-work/AN-ACC

© The Australian Institute of Health and Welfare 2026



All material presented in this document is provided under a Creative Commons Attribution 4.0 International licence, with the exception of the Commonwealth Coat of Arms (the terms of use for the Coat of Arms are available at <https://www.pmc.gov.au/government/commonwealth-coat-arms>) or any material owned by third parties, including for example, design, layout or images obtained under licence from third parties and signatures. All reasonable efforts have been made to identify and label material owned by third parties.

The details of the relevant licence conditions are available on the Creative Commons website (available at <https://creativecommons.org>), as is the full legal code for the CC BY 4.0 license.

Suggested citation

Australian Institute of Health and Welfare (2026) *GEN fact sheet 2024–25: People's care needs in aged care*, AIHW, Australian Government.

Any enquiries about or comments on this publication should be directed to: Australian Institute of Health and Welfare, GPO Box 570, Canberra ACT 2601

Tel: (02) 6244 1000 | Email: GEN@aihw.gov.au