



Commonwealth Home Support Programme (CHSP)

The Commonwealth Home Support Programme (CHSP or home support) provides entry-level support for older people to live independently in their homes and communities. This fact sheet presents highlights from the GEN CHSP dashboard, as well as data from other published reports.

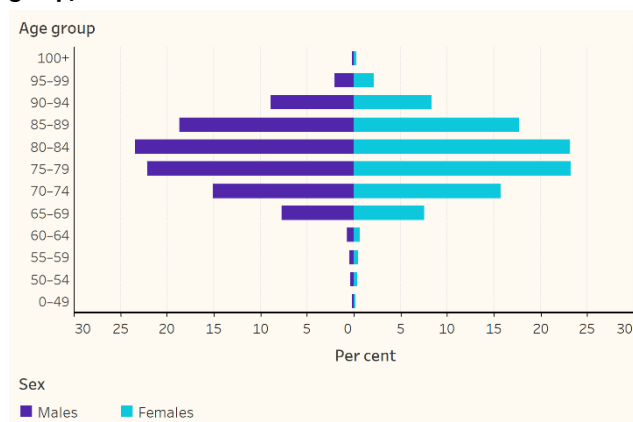
In 2023–24, approximately 1.5 million people received some form of aged care – over half were receiving home support through the CHSP (around 835,000 or 56%).

People using home support by sex and age

In 2023–24:

- around 2 in 3 (64%) people using home support were women
- 1.8% of people using home support were aged under 65, while over half (52%) were aged 80 and over
- the age profiles of men and women using home support were similar – 3 in 10 men (30%) and women (29%) using home support were aged 85 and over.

Figure 1: Proportion of people using home support by sex and age group, 2023–24

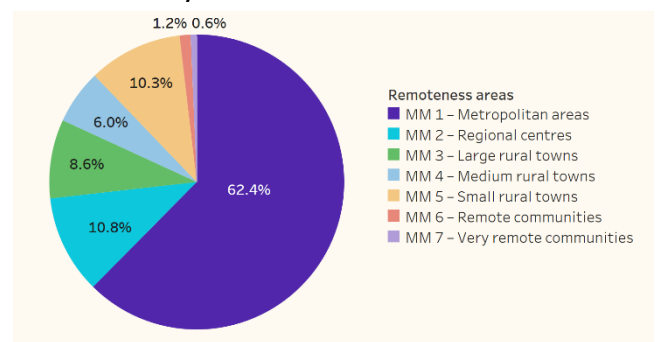


Note: Excludes people with unknown sex and/or unknown age.

People using home support by remoteness areas

In 2023–24, 62% of people using home support lived in *Metropolitan areas* (MM 1), 11% lived in *Regional centres* (MM 2), 25% lived in *rural towns* (MM 3–5) and 1.9% lived in *Remote communities* or *Very remote communities* (MM 6–7).

Figure 2: Proportion of people using home support by remoteness areas, 2023–24



Notes:

1. Excludes people with unknown remoteness areas.
2. Remoteness areas are based on recipient's usual residence. They are calculated based on Modified Monash Model (MMM), which measures remoteness and population size on a scale of Modified Monash (MM) category MM 1 to MM 7.

People using home support by other characteristics

In 2023–24, of the 835,000 people assisted under the CHSP:

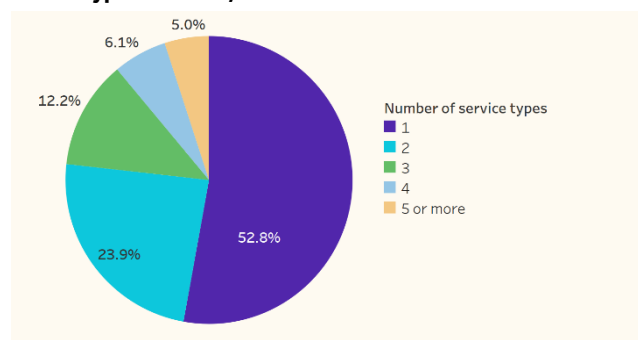
- 3.0% were Aboriginal or Torres Strait Islander (First Nations) people
- 21% were born in non-English-speaking countries
- 23% had a disability
- 12% had a carer (family members, friends or neighbours who provide regular care and assistance)
- 61% were in private residences owned by themselves or their family
- 37% were living alone and 27% were living with their spouse or partner (without dependents).

People using home support by number of service types

In 2023–24, more than 1,260 organisations were funded to deliver CHSP services.

- 77% of people using home support received either one or two types of CHSP services
- 5% of people using home support received five or more types of CHSP services.

Figure 3: Proportion of people using home support by number of service types received, 2023–24

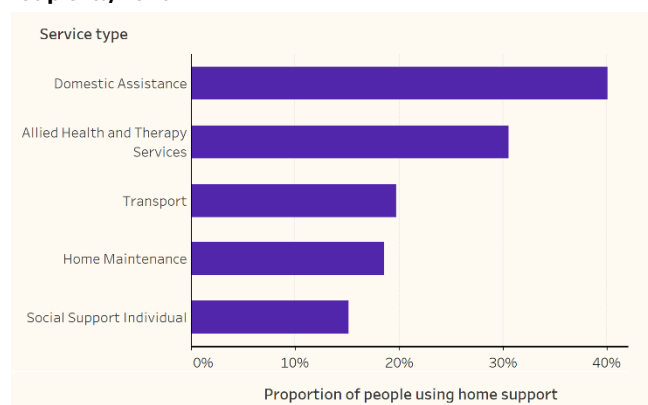


Home support services

In 2023–24:

- domestic assistance – including general house cleaning, shopping (delivered to home) and linen services – was the most commonly used home support service (40% of recipients), followed by allied health and therapy services (31%)
- other top 5 commonly used home support services included transport (20% of recipients), home maintenance (19%) and individual social support (15%).

Figure 4: Top 5 home support services ranked by number of care recipients, 2023–24

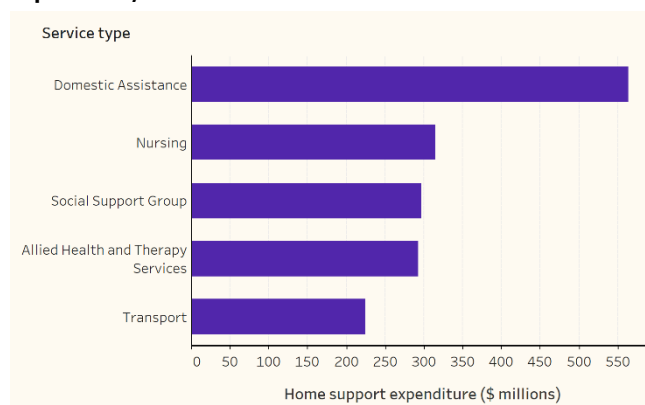


Home support expenditure

Home support is a grant-funded program. In 2023–24, the Australian Government provided around \$3.0 billion for the delivery of CHSP services, with an average government expenditure per person at approximately \$3,600. However, there is a significant variation in expenditure between services.

In 2023–24, the top 5 services ranked by total expenditure were: domestic assistance (\$564 million or 20% of total home support expenditure), nursing (\$315 million or 11%), group social support (\$296 million or 10%), allied health and therapy services (\$293 million or 10%) and transport (\$224 million or 7.9%).

Figure 5: Top 5 home support services ranked by total expenditure, 2023–24



Where can I find out more?

GEN dashboard: Commonwealth Home Support Programme aged care services

<https://gen-agedcaredata.gov.au/resources/dashboards/commonwealth-home-support-programme-aged-care-services>


Aged care data snapshot 2024

<https://www.gen-agedcaredata.gov.au/resources/access-data/2024/october/aged-care-data-snapshot-2024>

2023–24 Report on the Operation of the Aged Care Act 1997

<https://www.gen-agedcaredata.gov.au/resources/publications/2024/november/2023-24-report-on-the-operation-of-the-aged-care-act-1997>

© The Australian Institute of Health and Welfare 2025



All material presented in this document is provided under a Creative Commons Attribution 4.0 International licence, with the exception of the Commonwealth Coat of Arms (the terms of use for the Coat of Arms are available at <https://www.pmc.gov.au/government/commonwealth-coat-arms>) or any material owned by third parties, including for example, design, layout or images obtained under licence from third parties and signatures. All reasonable efforts have been made to identify and label material owned by third parties.

The details of the relevant licence conditions are available on the Creative Commons website (available at <https://creativecommons.org>), as is the full legal code for the CC BY 4.0 license.

Suggested citation

Australian Institute of Health and Welfare (2025) *GEN fact sheet 2023–24: Commonwealth Home Support Programme*, AIHW, Australian Government.

Any enquiries about or comments on this publication should be directed to: Australian Institute of Health and Welfare, GPO Box 570, Canberra ACT 2601

Tel: (02) 6244 1000 | Email: GEN@aihw.gov.au

GEN-agedcaredata.gov.au