



ROACA summary

Page 1 of 2

2023–24

Overview of the Australian aged care system

1



1.5 million
recipients
of aged care




\$35.7 billion
in Australian
Government
expenditure

Informed access to aged care

2



Nearly **5.9 million**
website visits to the
and over **1.8 million**
calls answered



325,000 RAS and
214,000 ACAT
assessments
completed

Home support

3



1,265
funded CHSP
organisations



834,981
CHSP clients
across 2023–24

Home care

4



909 operational
home care providers



275,486 home care
recipients at 30 June

Respite care

5



534 funded CHSP
organisations and **2,556**
residential aged care homes
delivered respite care



41,318 CHSP respite
clients and **82,480**
residential respite
clients across 2023–24

Sources: 2023–24 Report on the Operation of the Aged Care Act 1997



ROACA summary

Page 2 of 2

2023–24

Residential care

6



736 operational
residential aged
care providers



189,884 permanent
residents at 30 June

Flexible care

7




12,286 operational
flexible care places
across five programs



16,743 people received
transition care and
10,226 received short-
term restorative care

Support for people with diverse needs and backgrounds

8



\$21.3 million in hardship supplements

Aged care workforce and dementia support


9



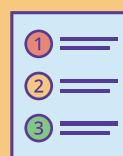
\$11.3 billion committed for wage increase for
Aged Care Workers

Quality and regulation

10



Aged care regulatory
functions transferred to
the Aged Care Quality
and Safety Commission



11 quality indicators
used in residential
aged care

Sources: 2023–24 Report on the Operation of the Aged Care Act 1997