



Aboriginal and Torres Strait Islander people using aged care services

Aboriginal and Torres Strait Islander Australians are underrepresented in some aged care programs

As at 30 June 2019, over 5,000 Aboriginal and Torres Strait Islander people accessed Australian Government subsidised residential aged care or home care packages. Aboriginal and Torres Strait Islander people represent under two per cent of all recipients of these programs; this number has been increasing over previous years.

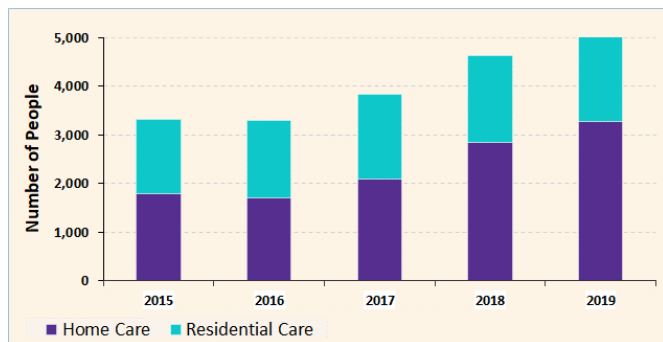


Figure 1: Numbers of aged care consumers identifying as Aboriginal and Torres Strait Islander peoples, by care type, 30 June 2015 to 30 June 2019.

Aged care is also available through flexible programs, such as the National Aboriginal and Torres Strait Islander Flexible Aged Care Program (NATSIFACP). At 30 June 2019, there were 35 services funded by the Australian Government under the NATSIFACP. These services can deliver a mix of residential and home care services in accordance with the needs of the community.

The representation of Aboriginal and Torres Strait Islander people across the different types of aged care varies.

Care Type	Number of Indigenous Recipients	Total Number of Recipients*	Percentage of recipients that are Indigenous*
Residential Care	1,768	182,475	1%
Home Care	3,280	87,385	4%
Commonwealth Home Support Program (CHSP)	22,148	785,276	3%
Multi-purpose Services (MPS)	108	2,159	5%
National Aboriginal And Torres Strait Islander Flexible Aged Care Program (NATSIFACP)**	629	662	95%

*Counts exclude any clients for whom Indigenous status was not recorded or missing

**The NATSIFACP data also excludes day care recipients and is only from the reporting period 1 Jan 2019 to 30 June 2019

Figure 2: Home Care Package consumers, by Aboriginal and Torres Strait Islander identification and age group, 30 June 2019

Aboriginal and Torres Strait Islander people experience ageing differently

Aboriginal and Torres Strait Islander Australians are more likely to require aged care earlier in life than non-Aboriginal and Torres Strait Islanders (Figures 3 and 4).

In recognition of this, Australian Government-funded aged care services are available to Aboriginal and Torres Strait Islander people aged from 50 years and over rather than 65 years and over as for non-Aboriginal and Torres Strait Islander people.

The average age of Aboriginal and Torres Strait Islander people in residential aged care at 30 June 2019 was 73 years, compared with 84 years for non-Aboriginal and Torres Strait Islander people.

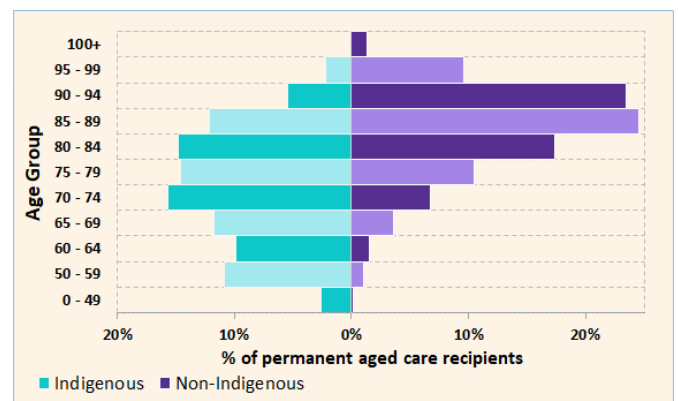


Figure 3: Permanent residents, by Aboriginal and Torres Strait Islander identification and age group, 30 June 2019

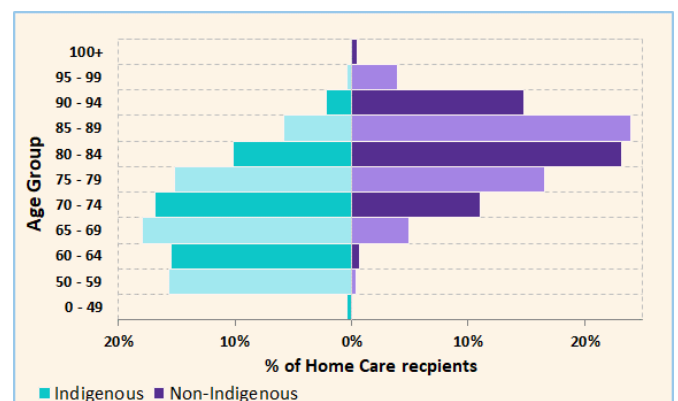


Figure 4: Home Care Package consumers, by Aboriginal and Torres Strait Islander identification and age group, 30 June 2019



Aboriginal and Torres Strait Islander women are more likely to access aged care than men are

Aboriginal and Torres Strait Islander women in Australia have a longer life expectancy than Aboriginal and Torres Strait Islander men do.

At 30 June 2019, approximately six out of every ten Aboriginal and Torres Strait Islander people using residential aged care were women. On average, women also tended to be older than men were.

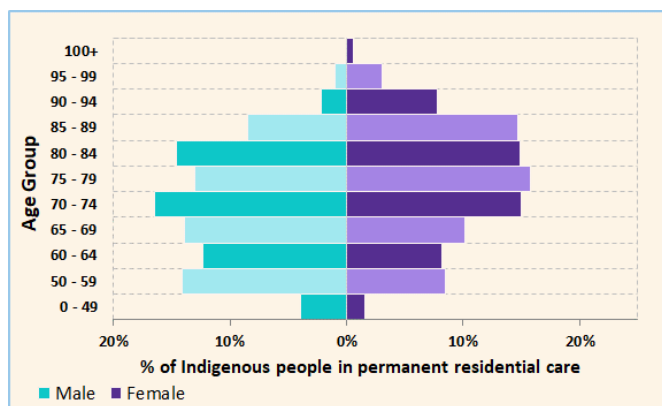


Figure 5: Aboriginal and Torres Strait Islander people in permanent residential care, by sex and age group, 30 June 2019

Nearly seven out of every ten Aboriginal and Torres Strait Islander people with a Home Care Package are women. In home care, Aboriginal and Torres Strait Islander men and women tended to be younger than those in residential aged care, with the women in home care being, on average, slightly older than the men are.

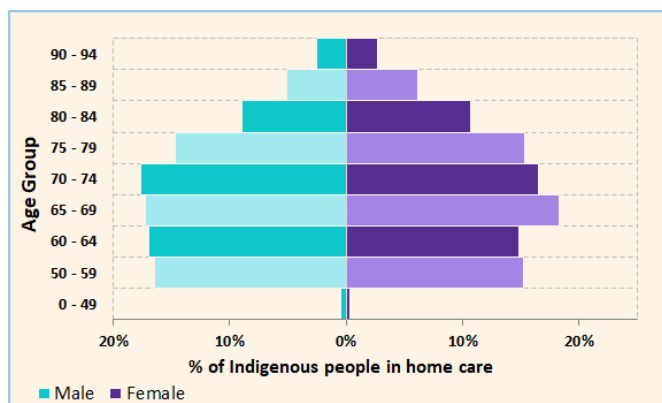


Figure 6: Aboriginal and Torres Strait Islander people in home care, by sex and age group, 30 June 2019

Aboriginal and Torres Strait Islander people are more likely to use aged care services in rural and remote areas of Australia

The majority of aged care services are located in metropolitan areas of Australia. Accordingly, the greatest numbers of users of residential aged care and home care packages are located in these areas. However, Aboriginal and Torres Strait Islander people are much more highly represented as consumers of care in the remote areas of Australia, particularly in home care.

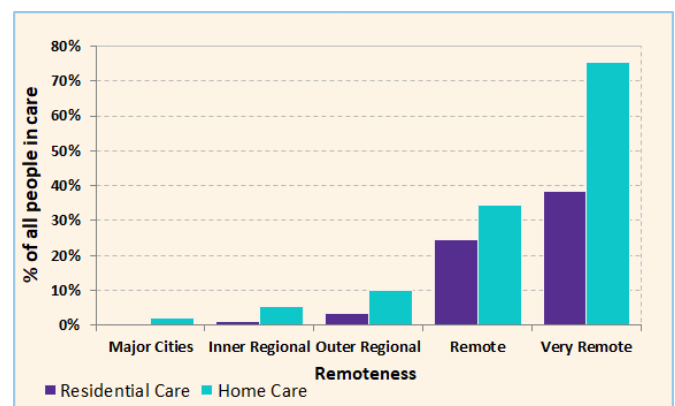


Figure 7: Representation of Aboriginal and Torres Strait Islander people in aged care, by care type and remoteness areas of Australia, 30 June 2019

This pattern is reflective of the distribution of the wider population of Aboriginal and Torres Strait Islander people across Australia. Accordingly, flexible models of care that are provided under the National Aboriginal and Torres Strait Islander Flexible Aged Care Program are located mainly in remote areas, in order to provide culturally safe aged care to older Aboriginal and Torres Strait Islander people closer to home.

More information can be found on the *Indigenous people receiving aged care services* dashboard on the GEN Aged Care Data website: www.gen-agedcaredata.gov.au.

Note that some numbers in this fact sheet may differ slightly to other published data on GEN, as reporting calculations may differ.