



# Services and places in aged care

## How is aged care provided?

Australia’s aged care system offers a variety of care in different settings. Home support and home care services provide care in the community for people living at home. Residential aged care services provide care in residential facilities, both for permanent and short-term respite stays. Flexible care services deliver care in a range of settings, such as transition care, short-term restorative care, multi-purpose services, Innovative Care Programme and the National Aboriginal and Torres Strait Islander Flexible Aged Care Program. This factsheet presents highlights from the GEN topic Services and places in aged care.

There were more than 223,000 government-subsidised places in residential aged care and flexible care programs on 30 June 2019. This included both permanent and respite residential care, transition and short-term restorative care and other flexible care programs like multi-purpose services (Table 1).

Program	Places
Residential care	213,397
Transition care and short-term restorative care	4,885
Other flexible care	4,759

Table 1: Places in aged care, Australia, 30 June 2019

Community-based programs—home care and home support—provide services directly to people and the concept of a ‘place’ does not apply here.

## How are places allocated?

Government-funded places are allocated to a region based on the target population (people aged 70 and over) and the care needs of people in that region.

The highest provision of residential aged care places compared to the target population is found in Victoria and South Australia (79 places per 1,000 people in the target population) (Figure 1).

The Northern Territory had the lowest ratio for residential aged care places (46 places per 1,000 people in the target population) (Figure 1). However, the Northern Territory also had a large number of flexible care places relative to the target population. The National Aboriginal and Torres Strait Islander Flexible Aged Care Program provides 38 places per 1,000 people in the target population in the Northern Territory.

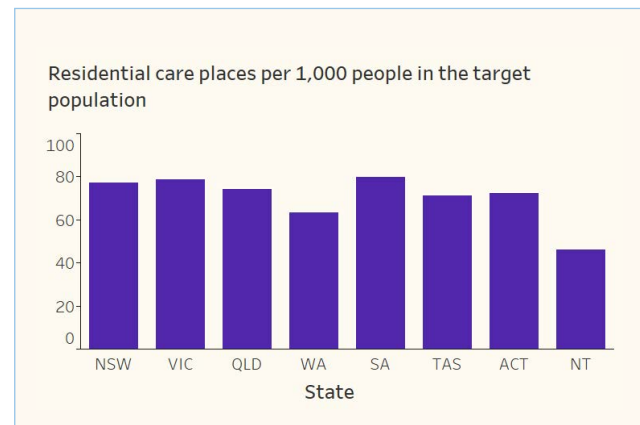


Figure 1: Places in mainstream residential care per 1,000 people in the target population, by state, 30 June 2019

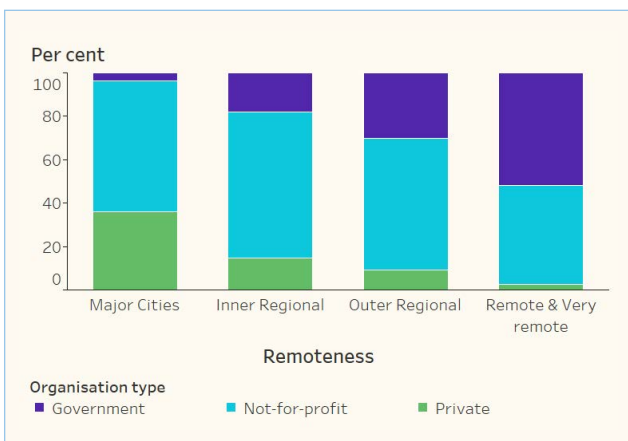
## Where are aged care services located?

Over 3 in 5 (62%) of Australia’s residential aged care services are located in *Major cities*. The proportion is similar for transition care and short-term restorative care services (53% and 63%). Other flexible programs offer relatively few services in urban areas—no multi-purpose services and only 11% of services in the National Aboriginal and Torres Strait Islander Flexible Aged Care Program are located in *Major cities*.

## Who manages aged care services?

Not-for-profit organisations manage over half (57%) of residential aged care services in Australia, followed by private (34%) and government organisations (9%).

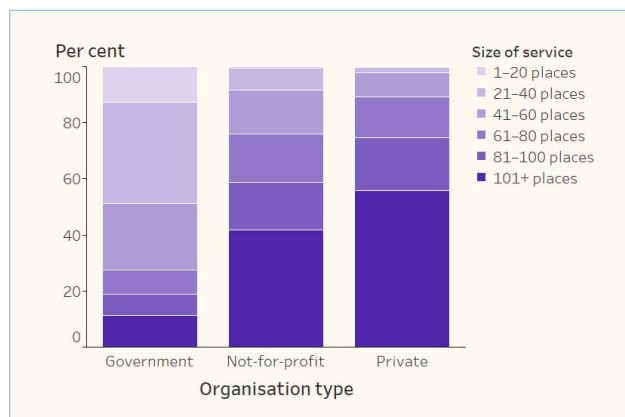
Not-for-profit organisations managed a larger proportion of aged care services in all regions of Australia (53% of residential aged care services in *Major Cities*, 64% in *Inner Regional* areas, 63% of residential services in *Outer Regional* areas, 79% of residential services in *Remote* regions and 75% in *Very Remote* regions. (Figure 2).



**Figure 2:** Residential aged care services by location and organisation type, 30 June 2019

## What size are aged care services?

Privately-run residential aged care facilities are usually larger (that is, have more places) than not-for-profit and government-run facilities (Figure 3).



**Figure 3:** Places in residential aged care by organisation type and service size, 30 June 2019

More than half (56%) of the places managed by private organisations were delivered in services with more than 100 places, compared with 42% of places managed by not-for-profit organisations and 11% of places managed by government organisations (Figure 3).

## Where can I find out more?

### Report on the operation of the Aged Care Act 1997:

Department of Health 2019. 2018–19 Report on the operation of the Aged Care Act 1997. Accessed 29 November 2019. Available at: <https://gen-agedcaredata.gov.au/Resources/Reports-and-publications/2019/November/2018%E2%80%9319-Report-on-the-Operation-of-the-Aged-Care-A>

©Australian Institute of Health and Welfare 2020



This product, excluding the AIHW and GEN logos, Commonwealth Coat of Arms and any material owned by a third party or protected by a trademark, has been released under a Creative Commons BY 3.0 (CC BY 3.0) licence

(<http://creativecommons.org/licenses/by/3.0/au/>).

You may distribute, remix and build upon this work. However, you must attribute the AIHW as the copyright holder of the work in compliance with our attribution policy available at [www.aihw.gov.au/copyright/](http://www.aihw.gov.au/copyright/). The full terms and conditions of this licence are available at <http://creativecommons.org/licenses/by/3.0/au/>.

*Note:* Due to an error in the scope of the source data, the information for residential aged care in this factsheet was refreshed on 8 July 2020.

### Suggested citation

Australian Institute of Health and Welfare 2019. GEN fact sheet 2018–19: Services and places in aged care. Canberra: AIHW.

ISBN 978-1-76054-309-9

Any enquiries about copyright and/or this fact sheet should be directed to the Australian Institute of Health and Welfare, GPO Box 570, Canberra ACT 2601, Tel: (02) 6244 1000, Email: [info@aihw.gov.au](mailto:info@aihw.gov.au)

Information and  
data on aged care  
in Australia

[GEN-agedcaredata.gov.au](http://gen-agedcaredata.gov.au)

## Contact

GPO Box 570, Canberra, ACT 2601  
(02) 6244 1000 | [GEN@aihw.gov.au](mailto:GEN@aihw.gov.au)

