




ROACA summary

2018–19

Overview of the Australian aged care system

1



1.3 million consumers of aged care



\$19.9 billion in Australian Government expenditure

Informed access to aged care

2



3.6 million visits to the My Aged Care website and **1.4 million calls answered**



17 RAS organisations and **80** ACATs delivered assessment services

Home support

3



1,458 funded CHSP organisations



840,984 CHSP clients across 2018–19

Home care

4



928 operational home care providers




106,707 home care consumers at 30 June

Respite care

5



565 funded CHSP organisations and **2,579** residential aged care homes delivered respite care



51,039 CHSP respite clients and **65,523** residential respite clients across 2018–19

Source: 2018–19 Report on the Operation of the Aged Care Act 1997



ROACA summary

2018–19

Residential care

6



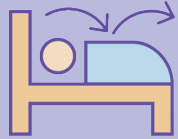
873 operational residential aged care providers



182,705 permanent residents at 30 June

Flexible care

7



9,644 operational flexible care places across five programs



24,432 people received transition care and **2,543** received short-term restorative care

Support for people with special needs

8



\$6.6 million in hardship supplements

Aged care workforce and sector support


9



Over 366,000 in the aged care workforce

Quality and regulation

10



244 applications to provide aged care were received



55 Notices of Decision to Impose Sanctions were issued